



















































TOP 50 RANKING MARCAS

ÍNDICE GEOM
2018

RANKING	MARCA	PUNTUACIÓN
#1	 Hyundai	78.87
#2	 BMW	77.62
#3	 Toyota	77.46
#4	 Mercedes-Benz	76.87
#5	 Nissan	76.70
#6	 Audi	76.34
#7	 Ford	76.25
#8	 Peugeot	75.30
#9	 Renault	74.67
#10	 Skoda	73.48
#11	 Porsche	73.33
#12	 Kia	73.24
#13	 Volkswagen	73.05
#14	 Citroën	72.52
#15	 Opel	72.38
#16	 Mazda	69.48
#17	 Volvo	67.90
#18	 Dacia	67.52
#19	 Seat	67.45
#20	 Ferrari	62.84
#21	 Honda	62.83
#22	 Suzuki	62.74
#23	 Jaguar	61.97
#24	 Lexus	61.88
#25	 Mini	61.54
#26	 Alfa Romeo	61.48
#27	 Fiat	59.55
#28	 Subaru	59.23
#29	 Land Rover	59.03
#30	 Tesla	58.04
#31	 Jeep	56.16
#32	 DS	49.67
#33	 Cupra	44.90
#34	 Infiniti	43.98
#35	 McLaren	43.46
#36	 Aston Martin	43.36
#37	 Lamborghini	42.35
#38	 Chevrolet	41.77
#39	 SsangYong	40.92
#40	 Mitsubishi	40.90
#41	 Alpine	40.74
#42	 Bugatti	40.24
#43	 Smart	39.55
#44	 Bentley	39.27
#45	 Rolls-Royce	38.49
#46	 Dodge	38.32
#47	 Maserati	22.10
#48	 Abarth	21.64
#49	 Koenigsegg	20.48
#50	 Mahindra	17.98